

When considering
lifts for your projects.
Think Aritco!





Easier and more options with platform lifts for public spaces...

... and home lifts for private homes.




ARITCO™



Aritco – a world-leading Swedish manufacturer of platform lifts and home lifts.

Our lift solutions are based on extensive experience, unique technical expertise and specific emphasis on design. We have installed more than 30,000 lifts all over the world since the company began in 1995. Our platform lifts and home lifts differ from conventional lifts as we use smarter, more straightforward technology.

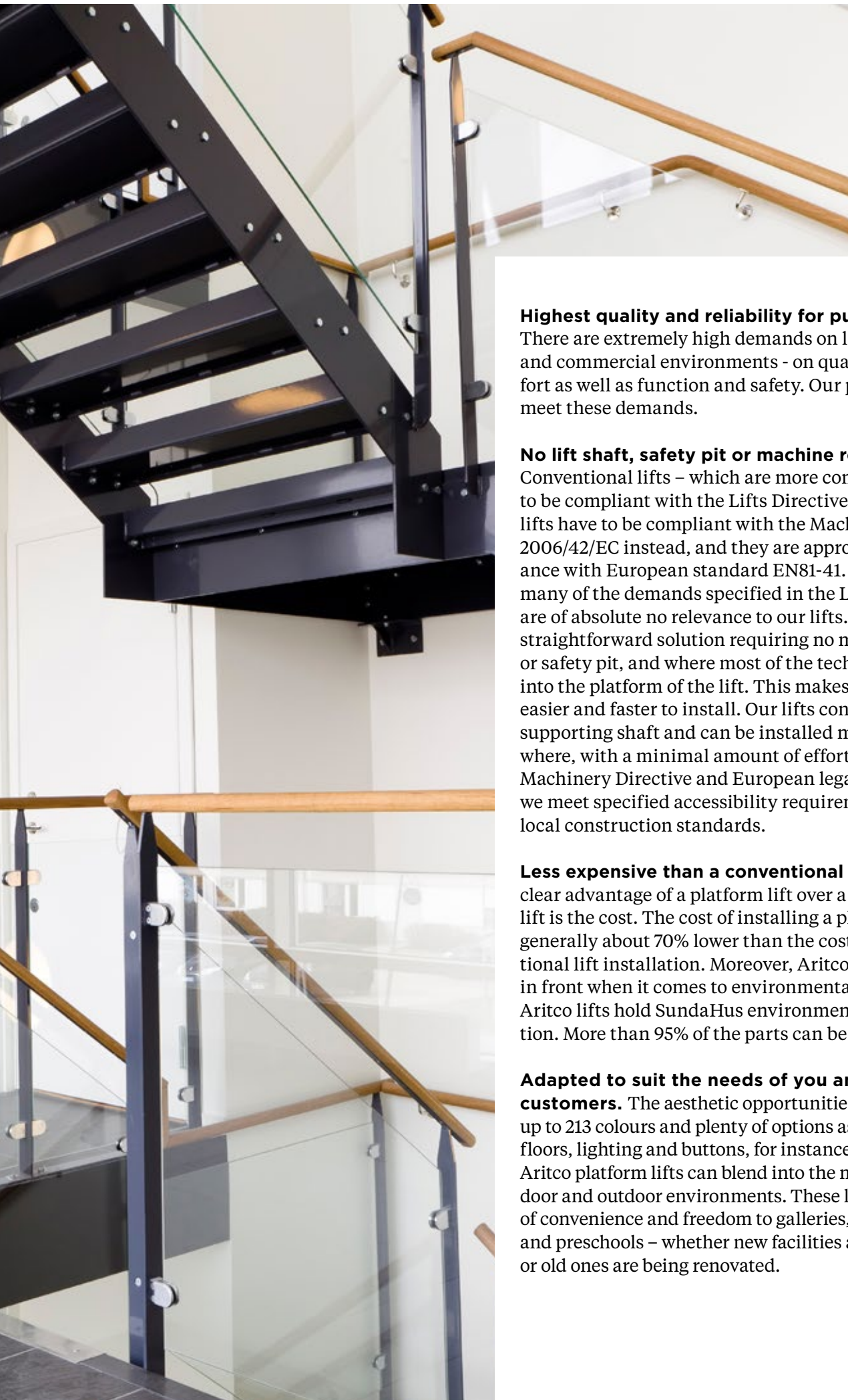
This gives you great opportunities to design the lifts according to your own preference.

And of course, we, our lifts and installers meet all relevant standards, directives and certifications required for both public and domestic environments.

We offer guarantees of up to 10 years on our components, and our resellers also offer various service agreements. Moreover, we offer the shortest delivery time in the industry – an absolutely crucial factor when time is money. Aritco lifts can be installed quickly and efficiently. Our lifts are generally installed and operational after just a couple of days. The reliability of our lifts is exceptional, so helping to reduce service costs for many years to come.

Quality and reliability for public areas with Aritco platform lifts.





Highest quality and reliability for public areas.

There are extremely high demands on lifts in public and commercial environments - on quality and comfort as well as function and safety. Our platform lifts meet these demands.

No lift shaft, safety pit or machine room needed.

Conventional lifts – which are more complicated – have to be compliant with the Lifts Directive. Our platform lifts have to be compliant with the Machinery Directive 2006/42/EC instead, and they are approved in accordance with European standard EN81-41. This is why many of the demands specified in the Lifts Directive are of absolute no relevance to our lifts. We use a more straightforward solution requiring no machine room or safety pit, and where most of the technology is built into the platform of the lift. This makes our lifts much easier and faster to install. Our lifts consists of a self-supporting shaft and can be installed more or less anywhere, with a minimal amount of effort. Besides the Machinery Directive and European legal requirements, we meet specified accessibility requirements and many local construction standards.

Less expensive than a conventional lift. Another clear advantage of a platform lift over a conventional lift is the cost. The cost of installing a platform lift is generally about 70% lower than the cost of a conventional lift installation. Moreover, Aritco is way out in front when it comes to environmental impact. All Aritco lifts hold SundaHus environmental classification. More than 95% of the parts can be recycled.

Adapted to suit the needs of you and your customers. The aesthetic opportunities are inspiring: up to 213 colours and plenty of options as regards walls, floors, lighting and buttons, for instance. Aritco platform lifts can blend into the most varied indoor and outdoor environments. These lifts add a touch of convenience and freedom to galleries, shops, schools and preschools – whether new facilities are being built or old ones are being renovated.



Outstanding design and comfort in the home with Aritco Home lifts.

Home lifts are becoming increasingly common. We believe that every home will have a lift one day, just as people have dishwashers nowadays. Our home lifts can already be found in homes all over the world. Aritco is a world-leading supplier of lift solutions for private homes, thanks to our unique combination of design and comfort.

Scandinavia has a long tradition of craftsmanship and design awareness. This is a legacy that we continue and refine in our home lifts, where innovation and a beautiful appearance are vital factors.

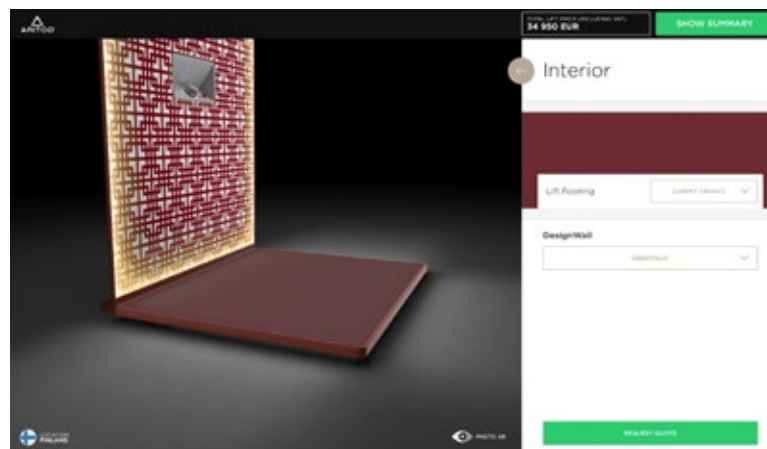
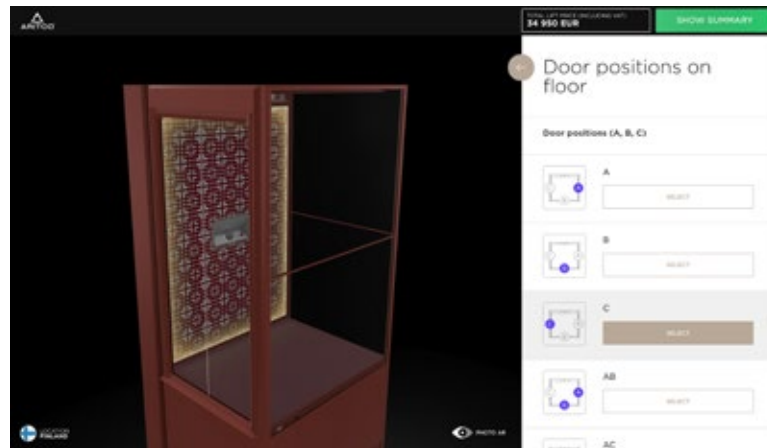
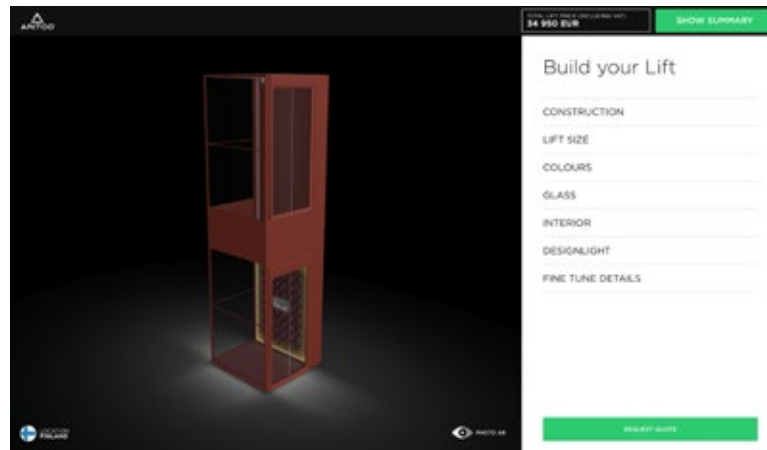
Home lifts to meet all needs. We have lifts for all environments and to meet all needs – from discreet, space-saving lifts

to spacious lifts full of expression. Aritco gives you and your customers every opportunity to devise the perfect home lift by choosing colours and details. The fact that our home lifts – just like the rest of our selection – are quick and easy to install, often with minimal alterations to the building, makes the choice even easier. They are also safe and problem-free.

Our home lifts not only enhance home comfort but also add extra value – both financially and in terms of looks.



Aritco makes life easier for you.



Configure your home lift with the Aritco LiftGuide. We want to give you support and assistance with your architectural work. Our LiftGuide for the Aritco HomeLift can be found at www.aritcohomelifts.com. If you need help with a drawing or a detailed quotation, we can give you an answer online in just a couple of minutes.

We also offer smart tools to streamline your work. Like a handy image bank. And our lift generator Aritco3D, an outstanding tool for visualising your lift in its intended environment using AR. Download the Aritco3D app for your iPad or Android device, or run it directly from our website at www.aritcohomelifts.com

Face-to-face communication is also important. This is why we would be happy to visit you and discuss options and solutions.

Aritco Home lifts

We know that all homes are unique, just like the people who live in them. The home is a special place for you and your nearest and dearest. The colours, furniture and details have all been chosen by you to fit in with your family and your life.

The designs, sizes and options available with our home lifts are perfect for the home environment. They are made from materials that are 95% recyclable, and they hold SundaHus environmental accreditation.

Aritco HomeLift - uniquely designed for your home

Aritco HomeLift is designed to add that extra little touch to your home. This is a spectacular design detail that will make your home unique. It creates a luxurious feel and allows you to utilise the entire potential of your home.

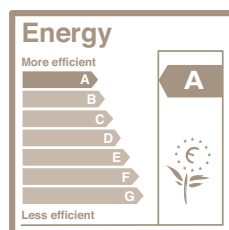
Aritco 4000 - our smallest lift

This lift has been designed to meet all demands in terms of comfort, space and design. This lift is available in several different sizes, with a range of options such as glass walls and different colours and materials.

Aritco 6000 - the home lift offering maximum freedom of choice

Different sizes, colours and glass walls to choose from. This is the perfect choice if you want a "half door" on the top floor.

For more information, please visit aritcohomelifts.com



Aritco HomeLift

DESIGNLIGHT

CARRIER AND CONTROL PANEL

The carrier consists of the L-shaped platform and a DesignWall that moves up and down when you travel in the lift. The lift is controlled from the control panel in the middle of the DesignWall. By turning and pushing the unique SmartControl on the control panel, you choose the floor and start the journey.

LIFT FLOOR



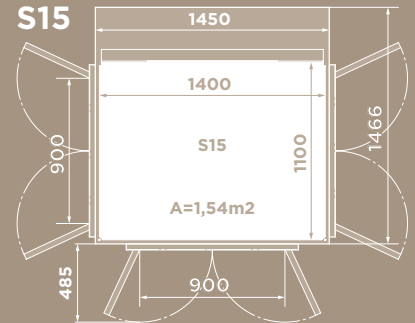
LIFT COLOUR



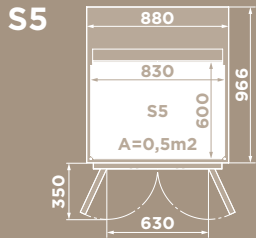
DOORS

Doors are installed in the lift walls on each floor. The doors are double doors, i.e. two leaves with a central opening. The door leaves are made of glass with painted profiles.

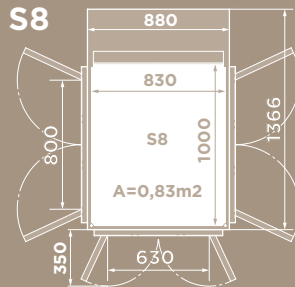
LIFT GLASS



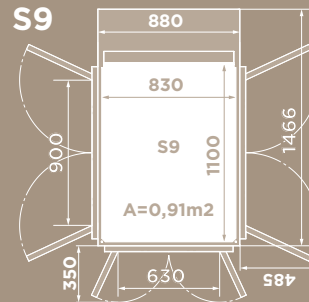
Size: 1100 x 1400 mm
Rated load: 400 kg / 5 pers.



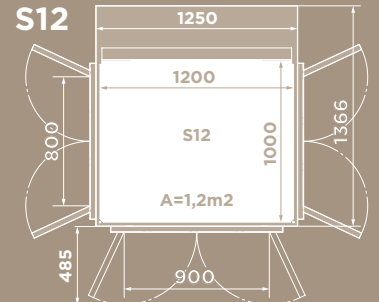
Size: 600 x 830 mm
Rated load: 250 kg / 2 pers.



Size: 1000 x 830 mm
Rated load: 250 kg / 3 pers.



Size: 1100 x 830 mm
Rated load: 250 kg / 3 pers.



Size: 1000 x 1200 mm
Rated load: 400 kg / 5 pers.

Product summary

<p>TOP HEIGHT</p> <p>Minimum 2 225 to 3 000 mm</p> <p>INSTALLATION</p> <p>Recessed installation 37 mm below floor</p> <p>Installed directly on floor with a ramp</p> <p>Power supply: 230 V 1-phase 400 V 3-phase</p>	<p>TYPE OF LIFT</p> <p>Home lift intended for installation in private homes.</p> <p>INDOOR INSTALLATION ENVIRONMENT</p>	<p>RATED SPEED</p> <p>Max 0,15 m/s inside Europe Max 0,30 m/s outside Europe</p> <p>DRIVE SYSTEM</p> <p>Patented screw and nut system</p>	<p>CONTROL FROM CARRIER CONTROL PANEL</p> <p>Hold to run – press and hold</p> <p>For installations outside Europe</p> <p>- One touch operation (press one time)</p> <p>WARRANTY</p> <p>Aritco HomeLift comes with a 24 month warranty. The screw and nut assembly has a 10 year warranty.</p>	<p>NUMBER OF FLOORS</p> <p>2 to 6 floors</p> <p>TECHNICAL COMPLIANCE</p> <p>European Machine directive 2006/42/EC European standard EN 81-41</p>
<p>TRAVEL HEIGHT</p> <p>250–15 000 millimeter</p>				

Aritco 4000

LIFT COLOUR

Can be painted in any RAL colour from the RAL Classic chart.

FLOOR

9 different floorings to choose from.



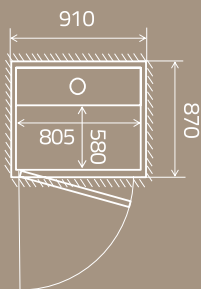
GLASS

4 different glass types to choose from.



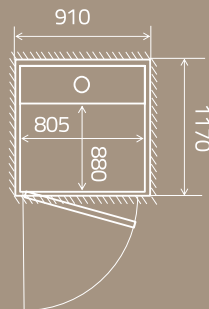
DOORS

2 different door types to choose from.



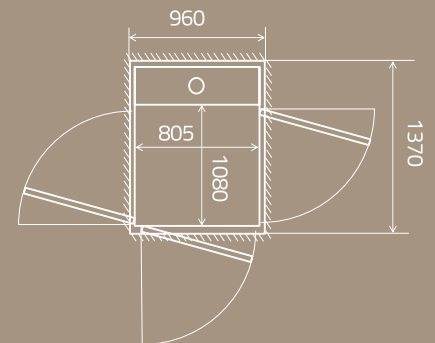
Size: 580 x 805 mm

Rated load: 250 kg / 2 persons



Size: 880 x 805 mm

Rated load: 250 kg / 2 persons



Size: 1080 x 805 mm

Rated load: 250 kg / 2 persons

Product summary

<p>TOP HEIGHT</p> <p>2300 mm</p>	<p>TYPE OF LIFT</p> <p>Home lift intended for installation in private homes.</p>	 <p>RATED SPEED</p> <p>Max 0,15 m/s</p>	 <p>DRIVE SYSTEM</p> <p>Patented screw and nut system</p> <p>1.5 kW motor</p>	<p>CONTROL FROM CARRIER CONTROL PANEL</p> <p>Hold to run - press and hold</p> <p>For installations outside Europe - One touch operation (press one time)</p>	<p>NUMBER OF FLOORS</p>  <p>2 to 6 floors</p>
<p>INSTALLATION</p> <p>Recessed installation 50 mm below floor</p> <p>Installed directly on floor with 50 mm ramp</p>	<p>INDOOR INSTALLATION ENVIRONMENT</p>	<p>TRAVEL HEIGHT</p> <p>250-13 000 millimeter</p>	<p>WARRANTY</p> <p>Aritco 4000 comes with a 24 month warranty. The screw and nut assembly has a 10 year warranty.</p>	<p>TECHNICAL COMPLIANCE</p> <p>European Machine directive 2006/42/EC European standard EN 81-41</p>	
<p>Power supply 230 V 1-phase</p>	<p><i>Emergency lowering: Battery-powered</i></p>				

Aritco 6000

FLOOR

9 different floorings to choose from.



LIFT COLOUR

Can be painted in any RAL colour from the RAL Classic chart.

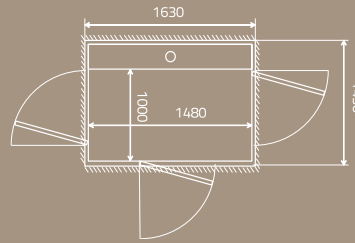
GLASS

4 different glass types to choose from.

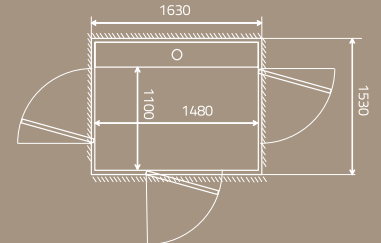


DOORS

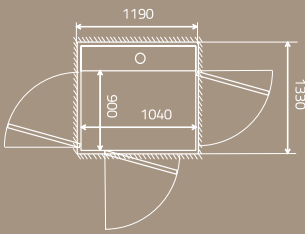
2 different door types to choose from.



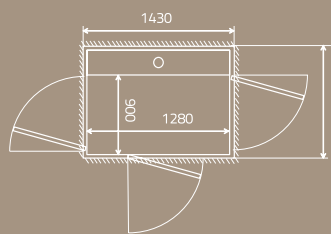
Size: 1000 x 1480 mm
Rated load:
410 kg / 5 persons



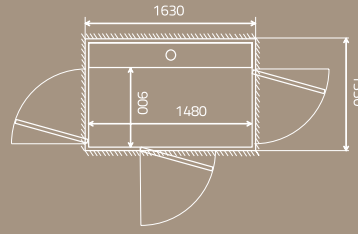
Size: 1100 x 1480 mm
Rated load:
410 kg / 5 persons



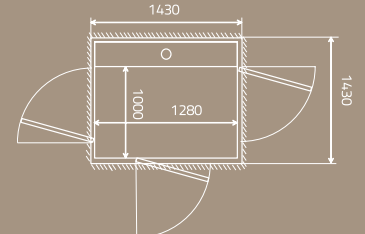
Size: 900 x 1040 mm
Rated load:
250 kg / 2 persons



Size: 900 x 1280 mm
Rated load:
410 kg / 5 persons



Size: 900 x 1480 mm
Rated load:
410 kg / 5 persons



Size: 1000 x 1280 mm
Rated load:
410 kg / 5 persons

Product summary

<p>TOP HEIGHT</p> <p>Minimum 2240 mm</p>	<p>TYPE OF LIFT</p> <p>Home lift intended for installation in private homes.</p>	<p>RATED SPEED</p> <p>Max 0,15 m/s inside Europe Max 0,25 m/s outside Europe</p>	<p>DRIVE SYSTEM</p> <p>Patented screw and nut system 2.2 kW motor</p>	<p>CONTROL FROM CARRIER CONTROL PANEL</p> <p>Hold to run - press and hold For installations outside Europe - One touch operation (press one time)</p>	<p>NUMBER OF FLOORS</p> <p>2 to 6 floors</p>
<p>INSTALLATION</p> <p>Recessed installation 50 mm below floor</p> <p>Installed directly on floor with 50 mm ramp</p>	<p>INDOOR INSTALLATION ENVIRONMENT</p>	<p>TRAVEL HEIGHT</p> <p>250-13 000 millimeter</p>	<p>WARRANTY</p> <p>Aritco 6000 comes with a 24 month warranty. The screw and nut assembly has a 10 year warranty.</p>	<p>TECHNICAL COMPLIANCE</p> <p>European Machine directive 2006/42/EC European standard EN 81-41</p>	
<p>Power supply: 230 V 1-phase 400 V 3-phase</p> <p><i>Emergency lowering: Battery-powered</i></p>					

Aritco Platform lifts

Our platform lifts work on the basis of simplicity and quality to combine reliability and user-friendliness with form and function. Our platform lifts blend into environments of all kinds.

The designs, sizes and options available with our platform lifts are perfect for the public environment. They are made from materials that are 95% recyclable, and they hold SundaHus environmental accreditation.

Aritco 7000 – our most popular platform lift

This lift has been designed to meet all demands in terms of quality, safety and service life. It is ideal for use in harsh environments such as schools, shops and apartment blocks.

Aritco 7000 Flexi – for transporting people and goods

The Aritco 7000 Flexi is a lift designed for transporting both people and goods up to 500 kg. Unlike the Aritco 7000, the Aritco 7000 Flexi comes equipped with both a safety strip and a yellow switch strip. The Aritco 7000 Flexi is a lift designed for transporting both people and goods up to 500 kg.


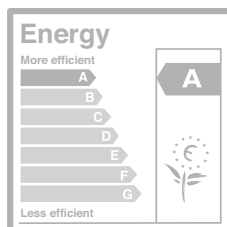
Aritco 7000 Outdoor – for outdoor use

The outdoor version of the Aritco 7000 is designed for outdoor use. All our outdoor lifts come with yellow chromated guides to protect against corrosion.

Aritco 9000 – our platform lift with cabin and automatic run

The Aritco 9000 is our platform lift with cabin for the accessibility market. This lift has been designed to meet all demands in terms of quality, safety and service life. It is ideal for use in harsh environments such as schools, shops and apartment blocks.

For more information, please visit aritcoplatformlifts.com



Aritco 7000

LIFT COLOUR

Can be painted in any RAL colour from the RAL Classic chart.

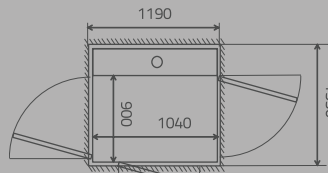

GLASS

4 different glass types to choose from.

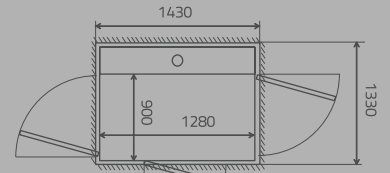


FLOOR

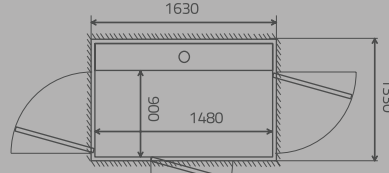
9 different floorings to choose from.



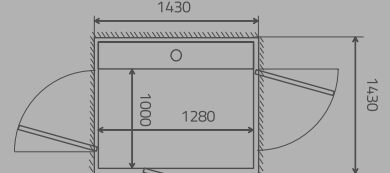
Size: 900 x 1040 mm
Rated load: 250 kg / 2 pers.
Wheelchair: -



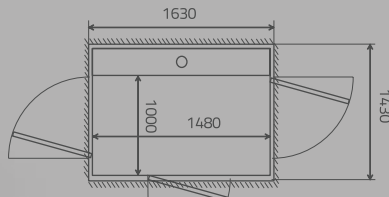
Size: 900 x 1280 mm
Rated load: 410 kg / 5 pers.
Wheelchair: Lone user or type A*



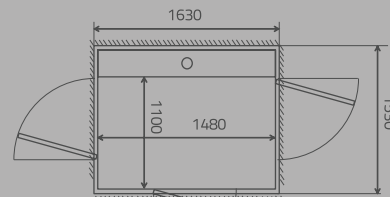
Size: 900 x 1480 mm
Rated load: 410, 500 kg / 5, 6 pers.
Wheelchair: A or B with attendant*



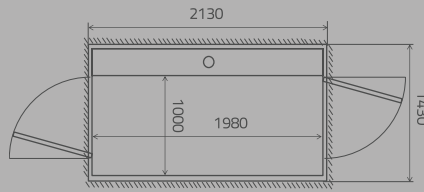
Size: 1000 x 1280 mm
Rated load: 410 kg / 5 pers.
Wheelchair: Lone user or type A*



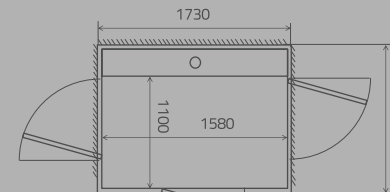
Size: 1000 x 1480 mm
Rated load: 410, 500 kg / 5, 6 pers.
Wheelchair: A or B with attendant*



Size: 1100 x 1480 mm
Rated load: 410, 500 kg / 5, 6 pers.
Wheelchair: A or B with attendant, adjacent entry*



Size: 1000 x 1980 mm
Rated load: 500 kg / 6 pers.
Wheelchair: A or B with attendant*



Size: 1100 x 1580 mm
Rated load: 500 kg / 6 pers.
Wheelchair: A or B with attendant, adjacent entry*

* National guidelines may apply.
 Wheelchair Type A and B according to EN 12183/EN 12184.

Product summary

<p>TOP HEIGHT</p> <p>Minimum 2240 mm</p>	<p>TYPE OF LIFT</p> <p>Platform lift intended for installation in public environments.</p>	 <p>RATED SPEED</p> <p>Max 0,15 m/s</p>	 <p>DRIVE SYSTEM</p> <p>Patented screw and nut system 2.2 kW motor</p>	<p>CONTROL FROM CARRIER CONTROL PANEL</p> <p>Hold to run - press and hold For installations outside Europe - One touch operation (press one time)</p>	<p>NUMBER OF FLOORS</p>  <p>2 to 6 floors</p>
<p>INSTALLATION</p> <p>Recessed installation 50 mm below floor</p> <p>Installed directly on floor with 50 mm ramp</p>	<p>INDOOR INSTALLATION ENVIRONMENT</p>	<p>TRAVEL HEIGHT</p> <p>250-13 000 millimeter</p>	<p>WARRANTY</p> <p>Aritco 7000 comes with a 24 month warranty. The screw and nut assembly has a 10 year warranty.</p>	<p>TECHNICAL COMPLIANCE</p> <p>European Machine directive 2006/42/EC European standard EN 81-41</p>	
<p>Power supply: 230 V 1-phase 400 V 3-phase</p> <p><i>Emergency lowering:</i> Battery-powered</p>					

Aritco 7000 Flexi

LIFT COLOUR

Can be painted in any RAL colour from the RAL Classic chart.

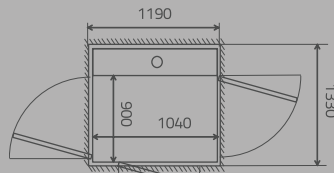


GLASS

4 different glass types to choose from.

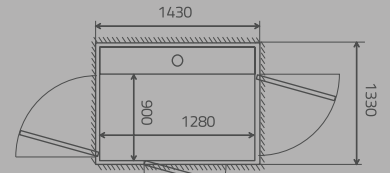


FLOOR

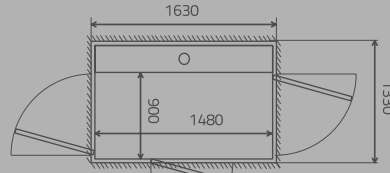
9 different floorings to choose from.



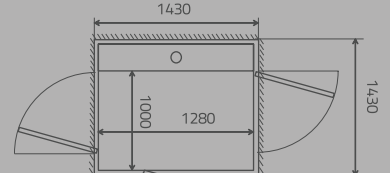
Size: 900 x 1040 mm
Rated load: 250 kg / 2 pers.
Wheelchair: -



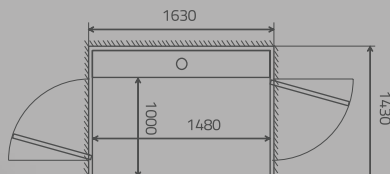
Size: 900 x 1280 mm
Rated load: 410 kg / 5 pers.
Wheelchair: Lone user or type A*



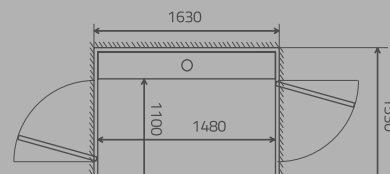
Size: 900 x 1480 mm
Rated load: 410, 500 kg / 5, 6 pers.
Wheelchair: A or B with attendant*



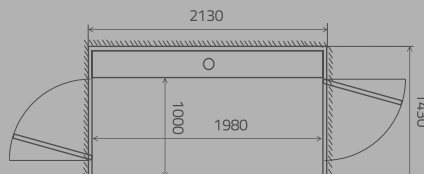
Size: 1000 x 1280 mm
Rated load: 410 kg / 5 pers.
Wheelchair: Lone user or type A*



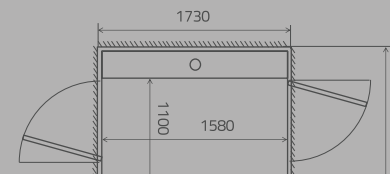
Size: 1000 x 1480 mm
Rated load: 410, 500 kg / 5, 6 pers.
Wheelchair: A or B with attendant*



Size: 1100 x 1480 mm
Rated load: 410, 500 kg / 5, 6 pers.
Wheelchair: A or B with attendant, adjacent entry*



Size: 1000 x 1980 mm
Rated load: 500 kg / 6 pers.
Wheelchair: A or B with attendant*



Size: 1100 x 1580 mm
Rated load: 500 kg / 6 pers.
Wheelchair: A or B with attendant, adjacent entry*

* National guidelines may apply.
 Wheelchair Type A and B according to EN 12183/EN 12184.

Product summary

<p>TOP HEIGHT</p> <p>Minimum 2240 mm</p>	<p>TYPE OF LIFT</p> <p>Platform lift intended for installation in public environments.</p>	 <p>RATED SPEED</p> <p>Max 0,15 m/s</p>	 <p>DRIVE SYSTEM</p> <p>Patented screw and nut system</p> <p>2.2 kW motor</p>	<p>CONTROL FROM CARRIER CONTROL PANEL</p> <p>Hold to run - press and hold</p> <p>For installations outside Europe</p> <p>- One touch operation (press one time)</p>	<p>NUMBER OF FLOORS</p>  <p>2 to 6 floors</p>
<p>INSTALLATION</p> <p>Recessed installation</p> <p>50 mm below floor</p> <p>Installed directly on floor with 50 mm ramp</p> <p>Power supply:</p> <p>230 V 1-phase 400 V 3-phase</p>	<p>INDOOR</p> <p>INSTALLATION ENVIRONMENT</p>	<p>TRAVEL HEIGHT</p> <p>250-13 000 millimeter</p>		<p>WARRANTY</p> <p>Aritco 7000 Flexi comes with a 24 month warranty. The screw and nut assembly has a 10 year warranty.</p>	<p>TECHNICAL COMPLIANCE</p> <p>European Machine directive 2006/42/EC</p> <p>European standard EN 81-41</p>

Emergency lowering: Battery-powered

Aritco 7000 Outdoor

LIFT COLOUR

Can be painted in any RAL colour from the RAL Classic chart.

SHAFT PANELS


EPS or glass. Glass shaft panels only for windload up to 10 m/s

OPTIONS

- Machine side cladding
- L-bracket
- Door canopies
- Roof
- Heater

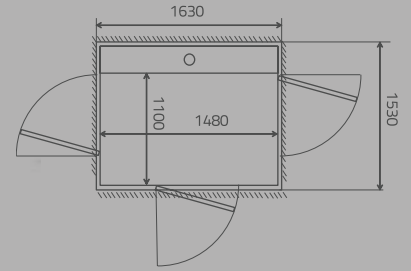
FLOOR

9 different floorings to choose from.



GLASS

4 different glass types to choose from.



Size: 1100 x 1480 mm
Rated load: 410, 500 kg / 5, 6 pers.
Wheelchair: A or B with attendant, adjacent entry*

* National guidelines may apply. Wheelchair Type A and B according to EN 12183/EN 12184.

Product summary

<p>TOP HEIGHT</p> <p>Minimum 2240 mm</p>	<p>TYPE OF LIFT</p> <p>Platform lift intended for installation in public environments.</p>	<p>RATED SPEED</p> <p>Max 0,15 m/s</p>	<p>DRIVE SYSTEM</p> <p>Patented screw and nut system 2.2 kW motor</p>	<p>CONTROL FROM CARRIER CONTROL PANEL</p> <p>Hold to run - press and hold For installations outside Europe - One touch operation (press one time)</p>	<p>NUMBER OF FLOORS</p> <p>2 to 6 floors</p>
<p>INSTALLATION</p> <p>Recessed installation 50 mm below floor</p> <p>Installed directly on floor with 50 mm ramp</p>	<p>OUTDOOR INSTALLATION ENVIRONMENT</p>	<p>TRAVEL HEIGHT</p> <p>250-13 000 millimeter</p>	<p>WARRANTY</p> <p>Aritco 7000 Outdoor comes with a 24 month warranty. The screw and nut assembly has a 10 year warranty.</p>	<p>TECHNICAL COMPLIANCE</p> <p>European Machine directive 2006/42/EC European standard EN 81-41</p>	
<p>Power supply: 230 V 1-phase 400 V 3-phase</p>			<p><i>Emergency lowering: Battery-powered</i></p>		

Max windload: 25 m/s

For windload above 10 m/s lift must be fixed against a wall

Corrosion class:
C3 for painted parts



Conditions

- Environment conditions -5°C to +40°C. If installed in climates cooler than -5°C an external shaft is needed around the lift.
- Snow load max 2kN/m²
- Installation above ground level and with a drained pit

- Installation not recommended in salt or chlorine enhanced environment
- Doors only installed towards the outdoor environment

If these conditions can not be followed the lift must be installed in an external shaft.


Aritco 9000

LIFT COLOUR

Can be painted in any RAL colour from the RAL Classic chart.

CABIN COLOUR

22 different wall- and ceiling laminates to choose from.



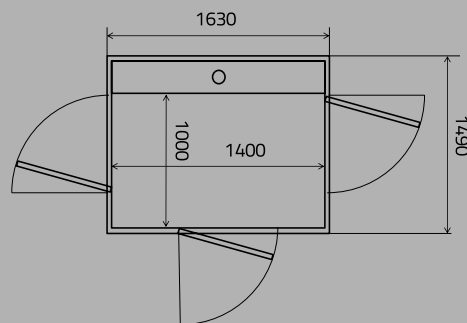

GLASS

4 different glass types to choose from.

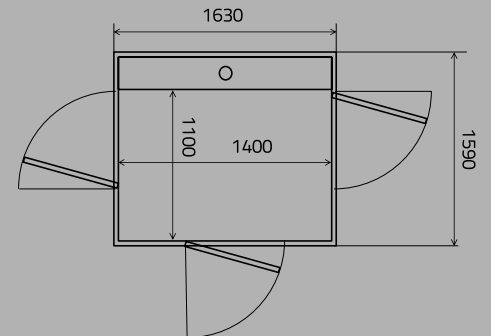


FLOOR

9 different floorings to choose from.









Size: 1000 x 1400 mm
Rated load: 400 kg / 5 pers.
Wheelchair: A or B with attendant*



Size: 1100 x 1400 mm
Rated load: 400 kg / 5 pers.
Wheelchair: A or B with attendant, adjacent entry*

* National guidelines may apply. Wheelchair Type A and B according to EN 12183/EN 12184.

Product summary

<p>TOP HEIGHT</p> <p>Minimum 2400 mm</p>	<p>TYPE OF LIFT</p> <p>Platform lift intended for installation in public environments.</p>	<p></p> <p>RATED SPEED</p> <p>Max 0,15 m/s</p>	<p></p> <p>DRIVE SYSTEM</p> <p>Patented screw and nut system 3 kW motor</p>	<p>CONTROL FROM CARRIER CONTROL PANEL</p> <p>- Press one time to operate lift</p>	<p>NUMBER OF FLOORS</p> <p></p> <p>2 to 6 floors</p>
<p></p> <p>INSTALLATION</p> <p>Recessed installation 75 mm below floor</p> <p>Installed directly on floor with ramp</p>	<p>INDOOR</p> <p>INSTALLATION ENVIRONMENT</p>	<p>TRAVEL HEIGHT</p> <p>2150¹⁾ - 13000 millimeter</p> <p>¹⁾ For opposite entry. 2300 mm when doors on same side</p>	<p></p> <p>WARRANTY</p> <p>Aritco 9000 comes with a 24 month warranty. The screw and nut assembly has a 10 year warranty.</p>	<p></p> <p>TECHNICAL COMPLIANCE</p> <p>European Machine directive 2006/42/EC</p>	
<p>Power supply: 400 V 3-phase</p> <p><i>Emergency lowering:</i> Battery-powered</p>					

